

AUTO EXPRESS 102



PRINCIPAL DIMENSIONS

Length overall	102.0 metres
Length (waterline)	101.4 metres
Beam (moulded)	27.4 metres
Hull depth (moulded)	7.6 metres
Hull draft (maximum)	4.5 metres

PAYLOAD AND CAPACITIES

Passengers	1165 in 3 sections
Vehicles	245 cars
Heavy vehicles	188 lane metres for trucks and 145 cars
Clear heights	
Trucks under raised mezzanine deck	4.30 metres
Cars under mezzanine deck	2.30 metres
Cars over mezzanine deck	2.00 metres
Maximum deadweight	680 tonnes

PROPULSION

Main engines	3 x MTU 20V 8000 M71L 9,100 kW @ 1,150 rpm
Gearboxes	3 x ZF 53800
Waterjets	3 x Wartsila LJX 1300

PERFORMANCE (with Ride Control fitted)

Speed	39 knots (90% MCR, 390 tonnes DWT)
Range	660 nm @ 90% MCR + 20% reserve or 940 nm with actual tankage

CLASSIFICATION

Germanischer Lloyd
 ✕ 100 A5, HSC - B OC3 High Speed Passenger / Ro-Ro Type, MC, AUT
 Bahamian Flag Authority



YARD NO: 270

DESTINATION: TBC

AVAILABLE 2010

CLIENT: TBC

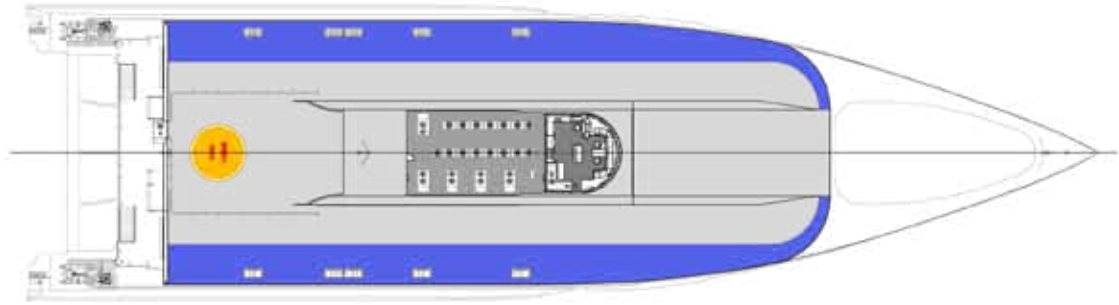
AUTO EXPRESS 102

Vessel type: 102m Vehicle-Passenger Trimaran

PROFILE




BRIDGE DECK



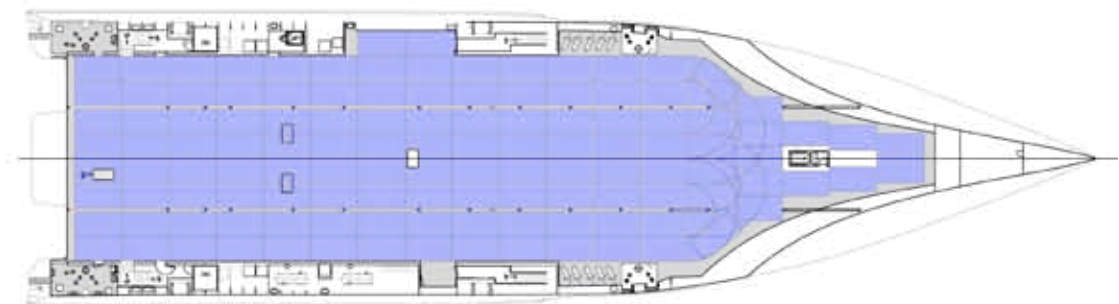
UPPER DECK



MEZZANINE DECK



MAIN DECK



YARD NO: 270

DESTINATION: TBC

AVAILABLE 2010

CLIENT: TBC