

# AUTO EXPRESS 82



"DELPHIN"

YARD NO.: 46

DESTINATION: GERMANY

DELIVERED: MAY 1996

CLIENT: TT-LINE GMBH & CO

## PRINCIPAL DIMENSIONS

Length overall		82.3 metres
Length waterline		69.0 metres
Beam (moulded)		23.0 metres
Depth (moulded)		6.5 metres
Hull draft (approx.)		2.5 metres
Vehicle deck clear heights	Centre lane	4.4 metres
	Side lanes	2.2 metres
	Mezzanine lanes	2.0 metres

## PAYLOAD AND CAPACITIES

Passengers		600
Vehicles		175 cars or 70 cars & 10 buses
Maximum deadweight		346 tonnes
Maximum axle loads	Centre lane	(dual wheels) 12.0 tonnes (single wheels) 9.0 tonnes
	Side lanes	1.0 tonne
	Mezzanine lanes	1.0 tonne
Crew		24
Fuel		60,000 litres

## PROPULSION

Main engines	4 x MTU 20V 1163 TB73 6,000kW @ 1,250rpm
Gearboxes	4 x Reintjes VIJ 4431
Waterjets	4 x KaMeWa 112 S11

## PERFORMANCE (with Ride Control fitted)

Speed (340 t DWT, 100% MCR)	40.2 knots
Service speed (340 t DWT, 90% MCR)	37.5 knots
Fuel consumption (approx.) @ 90% MCR	4.55 tonnes/hour

## CLASSIFICATION

Germanischer Lloyd  
 † 100 A5, HSC-B OC3 Highspeed Passenger/ Ro.Ro Type, MC, AUT  
 Swedish Maritime Authority



# AUTO EXPRESS 82

Vessel type: 82m High Speed Vehicle-Passenger Catamaran

"DELPHIN II"


YARD NO: 46

DESTINATION: GERMANY

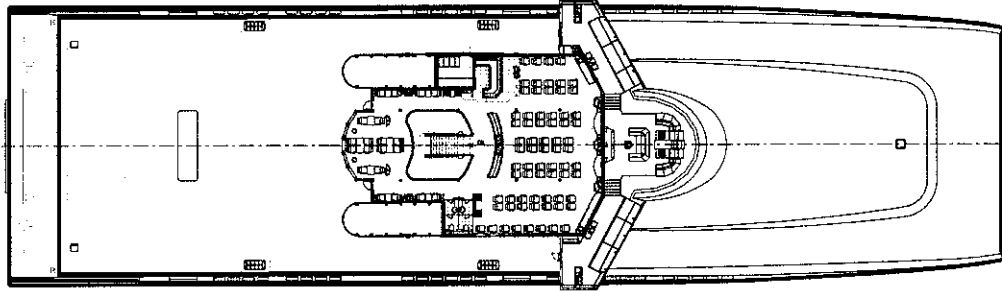
DELIVERED: MAY 1996

CLIENT: T-Line GmbH & Co

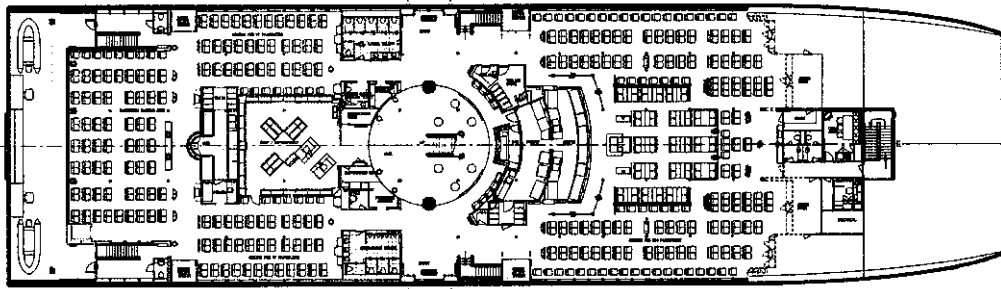
PROFILE



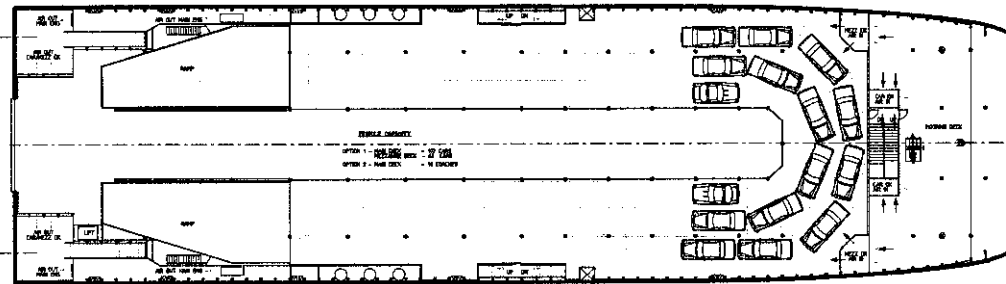
BRIDGE DECK



UPPER DECK



MEZZANINE DECK



MAIN DECK

