

# AUTO EXPRESS 86



"LULA CONCEPCION"

YARD NO: 140

DESTINATION: VENEZUELA

DELIVERED: JUNE 2002

CLIENT: CONFERRY

## PRINCIPAL DIMENSIONS

Length overall		86.6 metres
Length waterline		74.2 metres
Beam (moulded)		24.0 metres
Depth (moulded)		7.6 metres
Hull draft (approx.)		3.2 metres
Vehicle deck clear heights	Centre lane	4.1 metres
	Side lanes	2.2 metres
	Mezzanine lanes	2.0 metres

## PAYLOAD & CAPACITIES

Passengers		828
Vehicles		243 cars or 10 trucks & 40 cars
Maximum deadweight		400 tonnes
Maximum axle loads	Centre lanes	(dual wheels) 12.0 tonnes (single wheels) 9.0 tonnes
	Side lanes	1.0 tonne
	Mezzanine lanes	1.0 tonne
Crew		30
Fuel		160,000 litres

## PROPULSION


Main engines		4 x Caterpillar 3618 4 x 7,200kW @ 1,050rpm
Gearboxes		4 x Reintjes VJ 6831
Waterjets		4 x KaMeWa 112 S11

## PERFORMANCE (with Ride Control fitted)

Speed (340 t DWT, 100% MCR)	43.0 knots
Service Speed (340 t DWT, 90% MCR)	41.0 knots
Fuel Consumption (approx.) @ 90% MCR	5.0 tonnes/hr

## CLASSIFICATION


Germanischer Lloyd  
 ✦ 100A5 HSC-B OC3, Highspeed Passenger/ Ro.Ro Type, MC, AUT



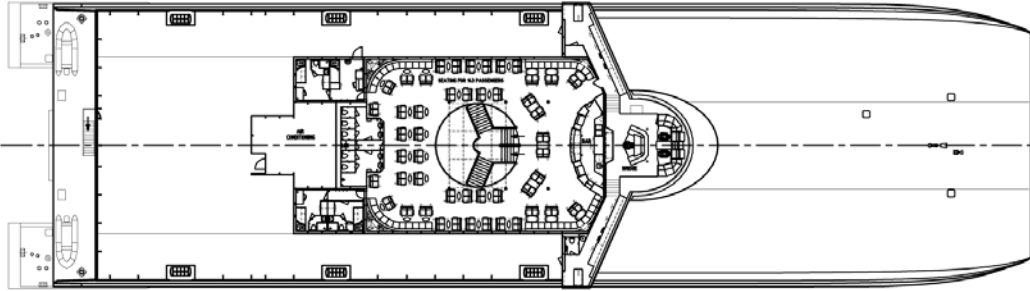
# AUTO EXPRESS 86

Vessel type: 86m High Speed Vehicle-Passenger Catamaran

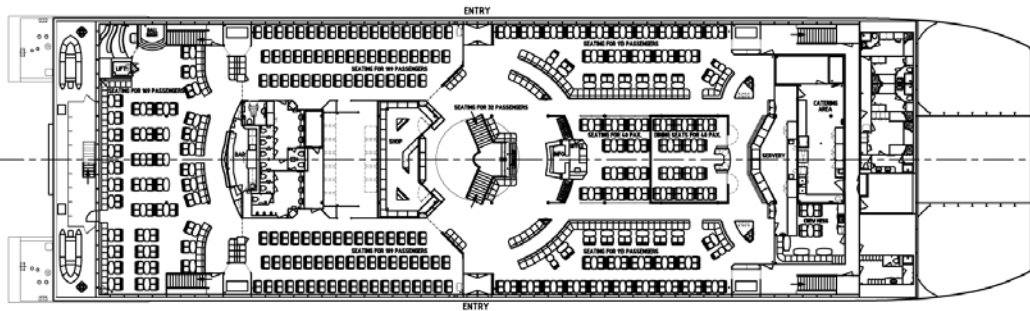
PROFILE




BRIDGE DECK



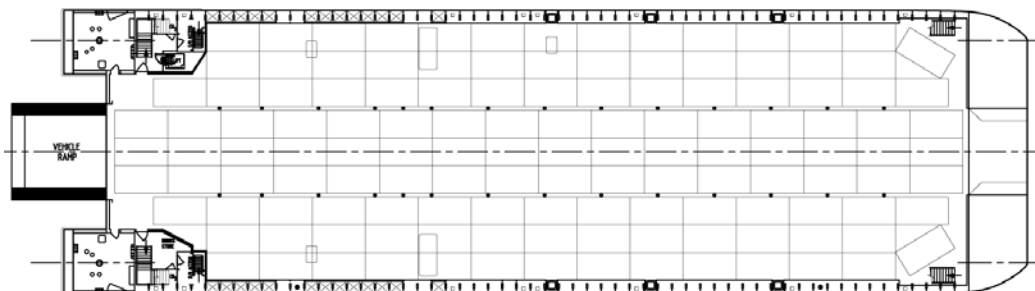
UPPER DECK



MEZZANINE DECK



MAIN DECK



"LILIA CONCEPCION"

YARD NO: 140

DESTINATION: VENEZUELA

DELIVERED: JUNE 2002

CLIENT: CONFERRY