

# AUTO EXPRESS 107



"HAWAII SUPERFERRY"

YARD NO: 615 & 616

DESTINATION: HAWAII

DELIVERED: APRIL 2007 AND 2009

CLIENT: HAWAII SUPERFERRY

## PRINCIPAL DIMENSIONS

Length overall	106.5 metres
Length (waterline)	92.4 metres
Beam (moulded)	23.8 metres
Depth (moulded)	9.4 metres
Hull draft (maximum)	3.65 metres
With mezzanine decks raised	4.6 & 4.7 metres (outboard and centre)
With mezzanine decks raised	2.6 metres below/2.2 metres above

## PAYLOAD AND CAPACITIES

Passengers	866
Vehicles	282 cars or 28 trucks and 65 cars
Maximum deadweight	800 tonnes
Maximum axle loads	Centre lane (dual axle) 15.0 tonnes (single axle) 12.0 tonnes
	Side lanes (dual axle load) 12.0 tonnes (single axle load) 9.0 tonnes
	Mezzanine lanes 1.0 tonne
Crew	as per USCG requirements
Fuel	215,000 litres

## PROPULSION

Main engines	4 x MTU 20V 8000 M70
Gearboxes	4 x ZF 53000 - 2
Waterjets	4 x KaMeWa 125 S11

## PERFORMANCE (with Ride Control fitted)

Speed (90% MCR)	40.0 knots
-----------------	------------

## CLASSIFICATION

Germanischer Lloyd  
 ✘ 100 A5 HSC-B OC4, Highspeed Passenger/Ro.Ro Type, MC, AUT  
 USA Flag



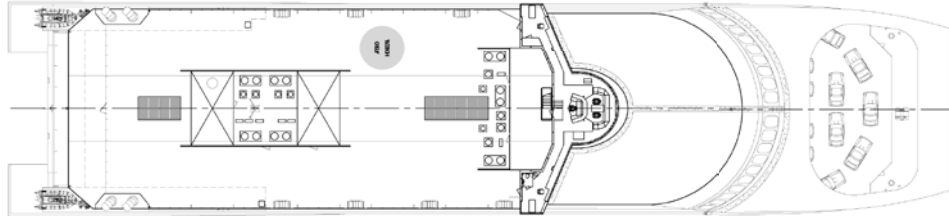
# AUTO EXPRESS 107

Vessel type: 107m High Speed Vehicle-Passenger Catamaran

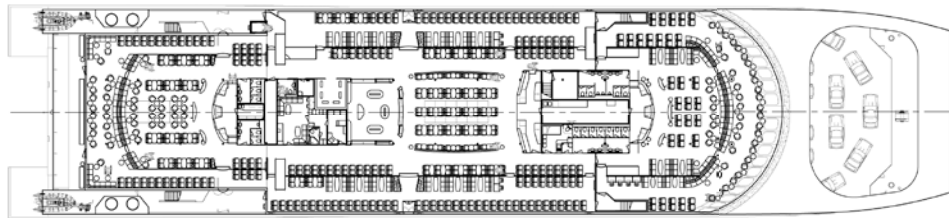
PROFILE




BRIDGE DECK



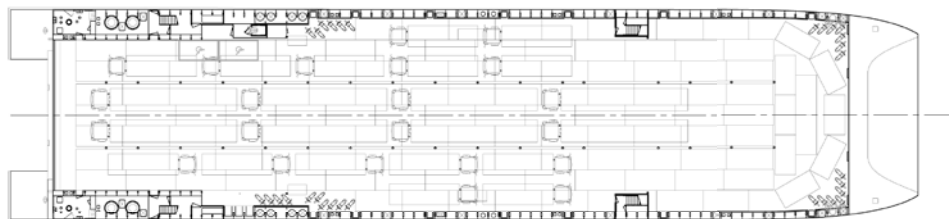
UPPER DECK



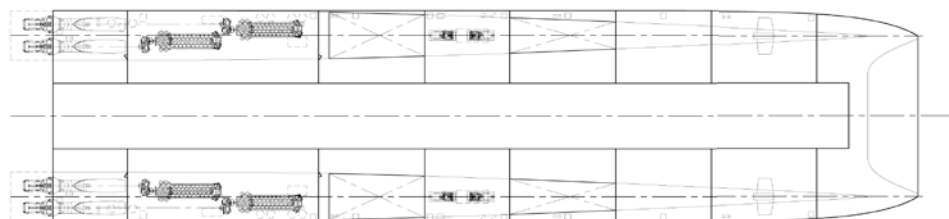
MEZZANINE DECK



MAIN DECK



HULLS



"HAWAII SUPERFERRY"

YARD NO: 615 & 616

DESTINATION: HAWAII

DELIVERED: APRIL 2007 AND 2009

CLIENT: HAWAII SUPERFERRY

100 Clarence Beach Road  
Henderson  
Western Australia 6166

Tel +61 8 9410 1111  
Fax +61 8 9410 2564  
sales@austal.com  
www.austal.com

