

# AUSTAL 30 MONO



"MARY D"

IMAGE YARD NO: 145

## PRINCIPAL DIMENSIONS

Length Overall	30.0 metres
Length Waterline	27.4 metres
Beam (Moulded)	7.3 metres
Depth (Moulded)	2.2 metres
Hull Draft (Approx.)	1.0 metres

## PAYLOAD & CAPACITIES

Passengers	189
Crew	10
Fuel	6,000 litres

## PROPULSION

Main Engines	3 x MTU 12V183 TE 92 660kW @ 2,100rpm
Gearboxes	ZF BW 190
Waterjets	3 x Hamilton 461 series

## PERFORMANCE

Speed (13 t DWT, 100% MCR)	29 knots
Fuel Consumption (approx.) @ 90% MCR	440 l/hr

## CLASS

Lloyd's Register



DESTINATION: NEW CALEDONIA

DELIVERED: SEPTEMBER 1997

CLIENT: MARY D CRUISES

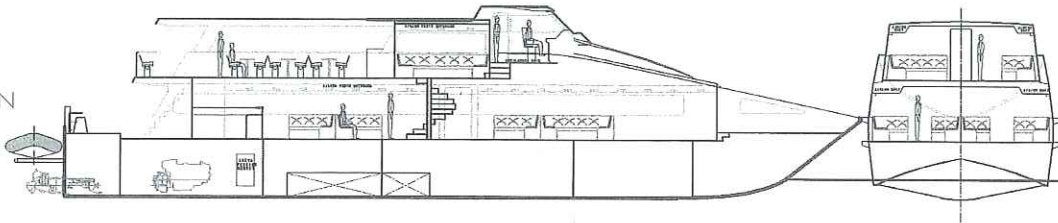
# AUSTAL 30 MONO

Vessel Type: 30m High Speed Passenger Monohull

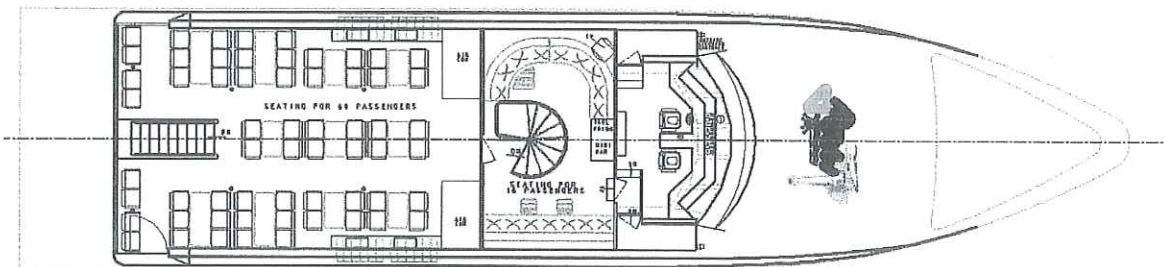
PROFILE AND  
STERN ELEVATION



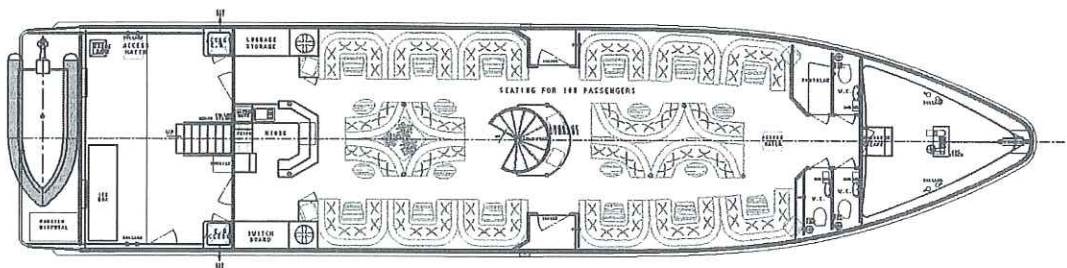
CENTRELINE PROFILE  
AND MIDSHIP SECTION



UPPER DECK



MAIN DECK



"MARY D"

IMAGE YARD NO: 145

DESTINATION: NEW CALEDONIA

DELIVERED: SEPTEMBER 1997

CLIENT: MARY D CRUISES